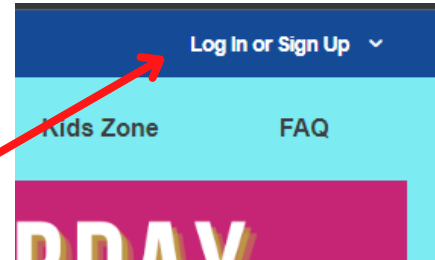


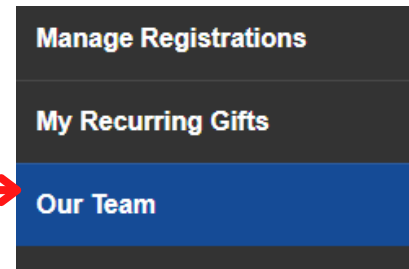


Extra Tips for Team Leaders

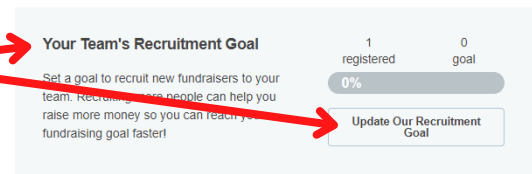
Visit www.Walk4theAnimals.com Click on the **Log In** button on the top right of the screen to access your fundraising dashboard. Enter your login info.



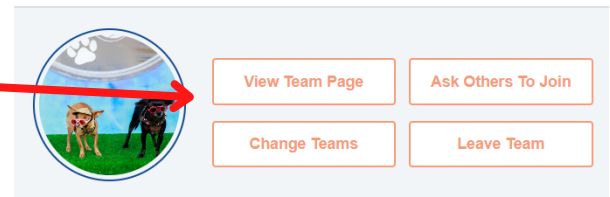
Once logged in, look to the upper left-hand side of the page for **Our Team**. Click it.



Here you can see your Team's **Recruitment Goal**, and update it when needed.



In this section, you can also view your **Team Page**. Ask others to join your Team, change your Team, or leave your Team.



If you scroll down on the same page you will have access to Team Information and Team Badges. This is also a quick place to add Cash or Check Donations. In this area you can keep track of your Team Donations, Team Members, and the Team Badges you earn as you raise funds.

